



CARROLL

INDEPENDENT SCHOOL DISTRICT

ADOPTED
2009-10 BUDGET

August 17, 2009



Adopted 2009-10 Budget OVERVIEW

- Consists of General Fund, Special Revenue Funds, and Debt Service Fund
- Based on taxable values of \$5,521,220,700
- Proposed tax rates of:
 - Maintenance & Operations (M&O) \$1.04000
 - Interest & Sinking (I&S) \$0.37500
 - Total Tax Rate (per \$100 valuation) \$1.41500



Adopted 2009-10 Budget GUIDING ASSUMPTIONS

- Enrollment of 7,815
- Average Daily Attendance (ADA) of 7,492 students projected for the year
- Revenue per WADA of \$5,977 – revised definition of amount in HB3646



Adopted 2009-10 Budget PROVISIONS

- 3% of actual salary increase for teachers, nurses, librarians, counselors, and speech pathologists; this amount includes the minimum \$800 increase for these pay families in HB3646
- 3% of actual salary increase for all other employees
- Stipend increases as approved by Board
- True To The Core grants budget of \$100,000



Adopted 2009-10 Budget CONSIDERATIONS

- As in years past, Rider 86 funds for “educator salary increases” in the amount of \$198,764 are utilized to provide a portion of the salary increase for all employees and are included in the new HB 3646 Revenue per WADA definition and allocation
- Continued participation in the City of Southlake Tax Increment Financing Zone (TIFZ)



Adopted 2009-10 Budget CONSIDERATIONS

- State Revenue budget includes Federal State Fiscal Stabilization Funds (SFSF) of \$1,053,575 in Available School Fund Grant and \$1,159,602 in Foundation School Program (FSP) Grants.
- Upon future guidance from TEA, these SFSF funds may be amended to a Federal Fund for separate accounting along with associated expenditures.



Adopted 2009-10 Budget STAFFING PROVISIONS

- Chinese Teacher at Carroll High
- Science Lab Teacher at Johnson Elementary
- ESL Teacher (0.5 FTE) to serve CISD
- Secretary (0.5 FTE) and Office Aide at Johnson Elem.
- Network Systems Manager and Support Specialist in the Technology Department
- Staffing formula - 4.5 FTE decrease in required instructional teacher staff
- The proposed expenditure budget includes the short term funding of 1.5 FTE's at Johnson Elementary and 2 FTE's in the Technology Department in the total amount of \$177,500 from fund balance reserves.


2009-10 Adopted Budget General Fund Revenues

5711	Taxes Current Year (net of decr for enrich)	54,186,048
5711	Four Cent Enrichment Revenue	2,167,442
5712	Taxes Prior Year	300,000
5719	Taxes Prior Year - Penalty & Interest, Other	300,000
5746	TIF Project Cost	3,112,724
57XX	Other Local	2,439,300
	Total Local Revenue (including enrichment)	62,505,514
5811	State ASF	1,977,941
5812	State FSP	8,360,519
5831	TRS On-behalf	2,616,609
58XX	Other State Revenue	20,000
	Total State Revenue	12,975,069
59XX	Total Federal Revenue	25,000
79XX	Total Other Resources	2,035,092
	Total Revenue	77,540,675



2009-10 Adopted Budget General Fund Expenditures

11	Instructional	37,888,162
12	Media & Library	819,171
13	Staff Development	634,220
21	Instructional Leadership	1,010,185
23	School Leadership	3,495,059
31	Guidance & Counseling	2,269,698
33	Health Services	651,157
34	Pupil Transportation	1,837,459
35	Food Service	-
36	Extra/Co-Curricular	2,820,040
41	General Administration	3,365,617
51	Maintenance & Operations	8,159,979
52	Security & Monitoring	101,017
53	Data Processing	948,183
61	Community Service	29,500
71	Debt Service	-
81	Capital Outlay	-
91	Chapter 41 Payment	9,813,611
93	Shared Service Arrangements	498,362
97	TIF Payment	4,479,479
	Operating Transfers	2,035,092
	Total Expenditures, Transfers, & Use of Fund Balance	80,855,991



✓ Excellence ✓ Relationships ✓ Character & Integrity ✓ Innovation ✓ Open & Honest Communication

2009-10 Adopted Budget General Fund Summary

Total Revenues	77,540,675
<u>Total Expenditures</u>	<u>80,855,991</u>
Net Expenditures	(3,315,316)

CISD anticipates utilizing \$3,315,316 from General Fund fund balance reserves to fund the 2009-10 budget.





Adopted 2009-10 Budget SPECIAL REVENUE FUNDS


- Technology Fund
 - State funded at \$29.43 per refined ADA
 - Estimated funding for 2009-10 - \$220,495
- Child Nutrition Fund
 - Funded through local meal transactions and state reimbursements of federal funding
 - No changes to meal prices for 2009-10

2009-10 Adopted Budget Technology Fund



		2008-09 Budget YTD	Projected 2008-09 Activity YTD	Adopted 2009-10 Budget
REVENUES				
411.00.5829.00.000.0.00.000	Revenue - State	223,403.00	225,027.00	220,495.00
EXPENDITURES				
411 E 11 6239 01 728 0 11 031	Instruction - ESC Contract Services	66,898.00	66,898.00	88,950.00
411 E 11 6249 01 728 0 11 031	Instruction - Contract Maint & Repair	48,299.00	35,570.00	38,119.00
411 E 11 6269 01 728 0 11 031	Instruction - Rentals & Operating Leases	43,974.00	36,238.00	47,357.00
411 E 11 6397 01 728 0 11 031	Instruction - Technology Hardware/Software	40,232.00	40,849.00	18,574.00
411 E 11 6399 01 728 0 11 031	Instruction - Supplies & Equipment	10,680.00	10,680.00	-
411 E 53 6249 01 711 0 99 046	Data Processing - ESC Contracts	2,073.00	2,073.00	-
411 E 53 6397 01 711 0 99 046	Data Processing - Technology Equipment	21,927.00	20,196.00	24,000.00
411 E 53 6397 01 728 0 11 031	Data Processing - Leases/Rentals	8,258.00	8,258.00	-
411 E 53 6397 11 728 0 99 031	Data Processing - Technology Equipment	4,558.00	4,558.00	-
		246,899.00	225,320.00	217,000.00
Net Revenues / (Expenditures)		(23,496.00)	(293.00)	3,495.00

2009-10 Adopted Budget Child Nutrition Fund




Account		Revised 2008-09 Budget	2008-09 Activity YTD	Adopted 2009-10 Budget
240 R 00 57-----	Revenue - Local	2,571,071	2,564,267	2,586,071
240 R 00 58-----	Revenue - State	62,400	78,743	74,500
240 R 00 59-----	Revenue - Federal	173,400	117,047	128,019
240 R -- ---- - - - - -	Total Revenues	2,806,871	2,760,057	2,788,590
240 E 35 61-----	Payroll	1,278,387	1,230,667	1,276,048
240 E 35 62-----	Contracted Services	71,500	48,451	38,600
240 E 35 63-----	Supplies & Equipment	1,534,500	1,351,533	1,465,332
240 E 35 64-----	Misc. Operating Expenses	8,700	6,497	8,610
240 E 35 66-----	Capital Outlay	50,000	36,590	0
240 E -- ---- - - - - -	Total Expenditures	2,943,087	2,673,738	2,788,590
Net Revenues / (Expenditures)		(136,216)	86,319	0



Adopted 2009-10 Budget DEBT SERVICE FUND

- Total revenue projection at I&S tax rate of \$0.37500/\$100 - \$20,559,768
- Scheduled debt obligations of \$19,959,822 plus estimated fees of \$150,000 and proposed redemption of \$400,000 of variable rate bonds for total expenditure projection of \$20,509,822
- CISD does not qualify for Instructional Facilities Allotment (IFA) or Existing Debt Allotment (EDA) from state funding

2009-10 Adopted Budget Debt Service Fund



INTEREST & SINKING (I&S) REVENUE			Adopted 2009-10 Budget
I&S Collections - Current Year Taxes @ 0.375	[514.00.5711]		20,319,768
Estimated Prior Year Collections	[514.00.5712]		105,000
Estimated Prior Year Penalties & Interest, other	[514.00.5719]		95,000
Bank Interest	[514.00.5742]		40,000
TOTAL DEBT SERVICE FUND REVENUE			20,559,768
INTEREST & SINKING (I&S) EXPENDITURES			
Bond Principal (scheduled payments)	[514.71.6511]	8,280,472	
Bond Interest (scheduled payments)	[514.71.6521]	11,679,350	
Bond Fees	[514.71.6599]	150,000	
Total Scheduled Payments			20,109,822
Proposed Bond Redemption (Series 2000 Variable Rate Bon	[514.71.6511]		400,000
TOTAL DEBT SERVICE FUND EXPENDITURES			20,509,822
Net I&S Revenue/(Expenditures)			49,946



CARROLL

INDEPENDENT SCHOOL DISTRICT

**The Journey To Excellence
Begins Today...**

✓ Excellence ✓ Relationships ✓ Character & Integrity ✓ Innovation ✓ Open & Honest Communication
