



# CARROLL INDEPENDENT SCHOOL DISTRICT

---

2021-22  
Financial Overview

November 17, 2021



# OVERVIEW



Budget Planning Timeline

Historical Financial Data

Prior Years Budget to Actual

Deeper Dive – Fund Balance

Next Steps – Future Budget & Finance

Source: Forecast 5 Analytics & External Audit Reports

√ Excellence √ Relationships √ Character & Integrity √ Innovation √ Open & Honest Communication √ Compassionate Service



# COMMITTEE MEMBERSHIP



## ★ Board Members ★

- Mr. Eric Lannen, Board President (ex officio)
- Mr. Cam Bryan, Board Trustee

## ★ Community Members ★

- |                          |                          |                         |
|--------------------------|--------------------------|-------------------------|
| - Mr. Leo Del Calvo      | - Mr. Mark Jones         | - Mr. Darren Rich       |
| - Mr. Prasanth Athipatla | - Mr. Christopher Julius | - Mr. Craig Rothmeier   |
| - Mr. Danny Batsalkin    | - Ms. Kathy Kelsey       | - Mr. Jonathan Schaller |
| - Ms. Kavita Bhatia      | - Mr. Douglas Lies       | - Mr. Paul Segal        |
| - Ms. Andrea Cottrell    | - Mr. Richard Matkin     | - Ms. Meghna Sharma     |
| - Ms. Leandri du Toit    | - Mr. Milton Millman     | - Ms. Evelyn Swisher    |
| - Ms. Marissa Gottlieb   | - Mr. Mark Norcini       | - Mr. Michael Swisher   |
| - Ms. Anne Hoffmans      | - Mr. Chris Pendergrass  | - Ms. Kristy Winkler    |
| - Mr. Robert Hottois     | - Ms. Vicki Politis      | - Mr. Al Zito           |

# COMMITTEE - PURPOSE



“To maximize revenues and minimize costs to ensure the financial sustainability of the district and achievement of key strategic objectives as identified by the Board and the Strategic Planning Committee”

Source: BDB (LOCAL)

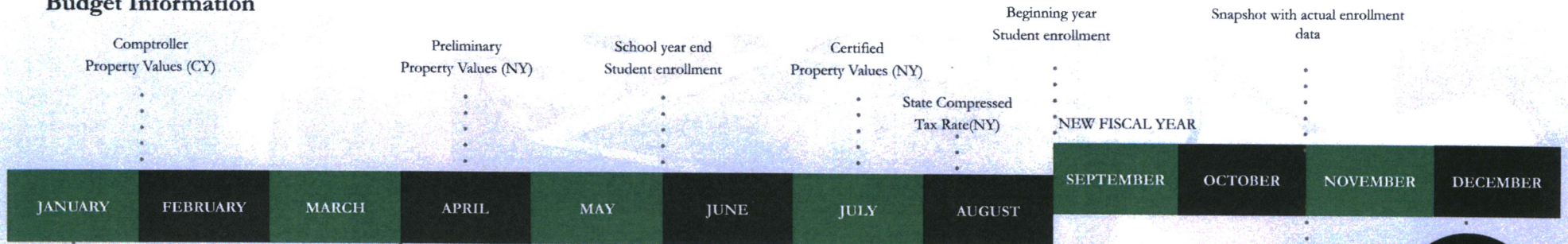


# BUDGET PLANNING TIMELINE

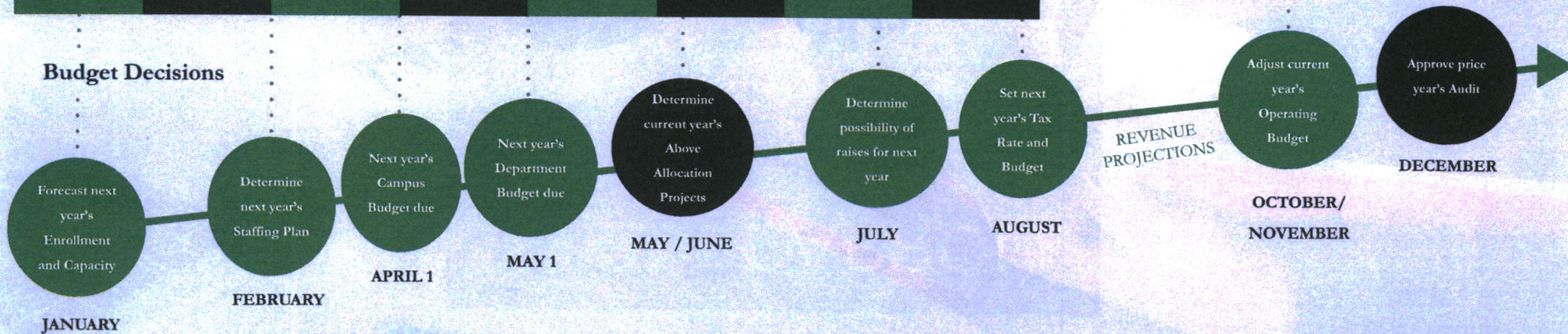
Progressive Budgeting – Estimated Revenue



## Budget Information



## Budget Decisions

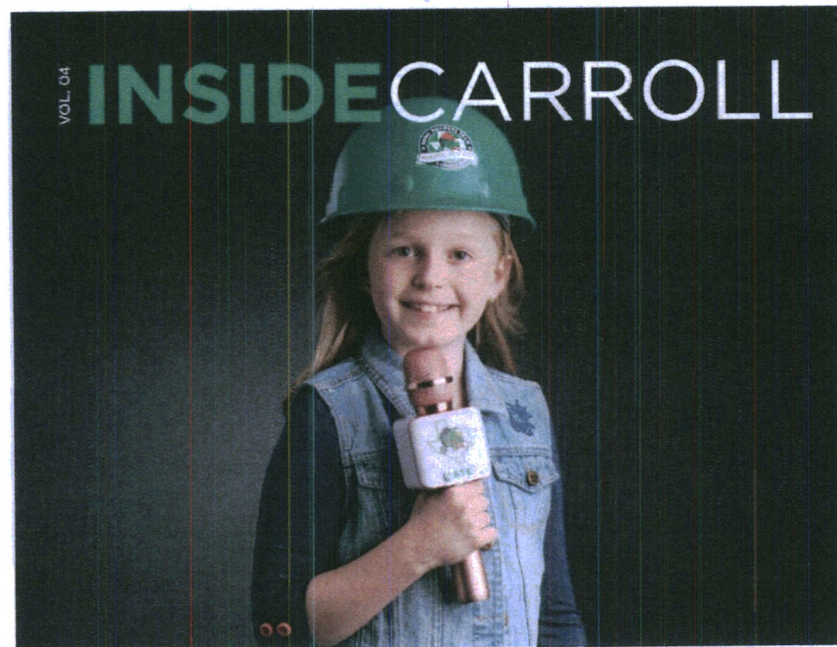


Source: Forecast 5 Analytics & External Audit Reports

√ Excellence √ Relationships √ Character & Integrity √ Innovation √ Open & Honest Communication √ Compassionate Service



# HISTORICAL FINANCIAL DATA





# HISTORICAL FINANCIAL TREND



## 5 Year Historical Actual

	2016-17	2017-18	2018-19	2019-20	2020-21
General Fund	Actual	Actual	Actual	Actual	Unaudited
Revenue	\$ 101,341,960	\$ 109,815,076	\$ 120,036,109	\$ 119,754,802	\$ 120,603,238
Recapture	\$ 19,388,953	\$ 26,209,781	\$ 33,082,123	\$ 29,447,150	\$ 28,376,673
Net Revenue	\$ 81,953,007	\$ 83,605,295	\$ 86,953,986	\$ 90,307,652	\$ 92,226,565
Expenditure Less Recapture	\$ 78,600,821	\$ 84,258,554	\$ 86,031,049	\$ 87,577,038	\$ 91,238,747
Operating Surplus(Deficit)	\$ 3,352,186	\$ (734,259)	\$ 922,937	\$ 2,730,614	\$ 987,818
Net Other Sources / Uses	\$ (959,733)	\$ 3,765,019	\$ 50,250	\$ 113,065	\$ 14,500
Net Change in Fund Balance	\$ 2,392,453	\$ 3,030,760	\$ 973,187	\$ 2,843,679	\$ 1,002,318



# HISTORICAL FUND BALANCE TREND



## 5 Year Historical Funds Balance Trend

	2016-17	2017-18	2018-19	2019-20	2020-21
General Fund	Actual	Actual	Actual	Actual	Unaudited
Beg Fund Balance	\$ 34,390,570	\$ 36,191,440	\$ 39,222,200	\$ 40,195,387	\$ 43,039,066
Ending Fund Balance	\$ 36,190,440	\$ 39,222,200	\$ 40,195,387	\$ 43,039,066	\$ 44,041,270
Fund Balance % Total Expenditures (Less Recapture)	46%	47%	47%	49%	48%
Fund Balance % Total Expenditures	37%	36%	34%	37%	37%



## FUND BALANCE POLICY – INDICATOR



**Board Policy CE Local :** The District shall retain a fund balance of at least 45 days, (1.5 months), of operating expenditures at all times. (date issued 5/6/2013).

### 2020-21 Unaudited Ending Fund Balance Data



One-Month\* = \$9,957,723 \* **1.5** = \$14.9 million

<b>EST. 2021-22 BEGINNING TOTAL FUND BALANCE</b>	<b>= \$44,041,270</b>
NonSpendable Fund Bal.	(-) \$179,402
Committed Fund Balance	(-) \$10,573,725
Unassigned Fund Balance	= \$33,288,143 - 3 months (90 days)